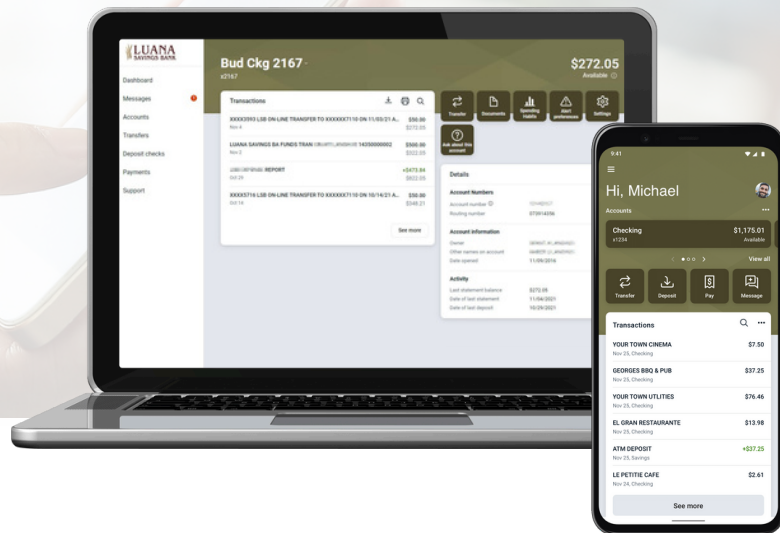


Modern.
Lightning-quick.
Easy-to-use online
& mobile banking.



Enroll in Online Banking

After you have set up a new account with our Personal Banking team, you're now ready to enroll or create your online banking profile.

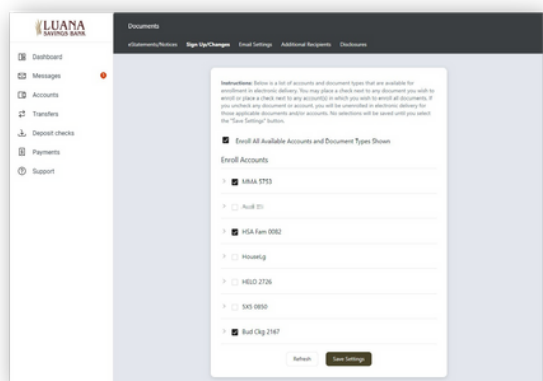
1. Visit LuanaSavingsBank.com to set up your online banking account. Please use the 'Enroll in Online Banking' link at the top of every page to get started.
2. Follow the instructions to complete your enrollment.
3. Bookmark my.luanasavingsbank.com in your web browser for future logins.
4. Download the 'Luana Savings Bank' mobile app on your smartphone.



Luana Savings Bank
Luana Savings Bank



Find our mobile app in the App Store or Google Play Store.

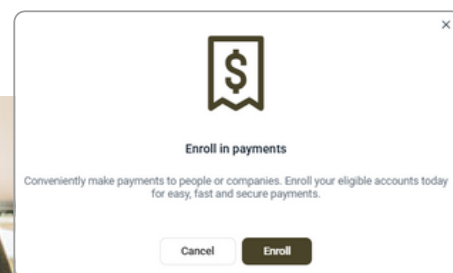


Enroll in eStatements

1. Log into Online Banking
2. Select the account you'd like to enroll in eStatements
3. Click or Tap 'Documents' to manage delivery options, email address(es), and to review applicable disclosures.

Enroll in Bill Pay

1. Log into Online Banking on a desktop computer or in a web browser
2. Select 'Pay a bill'
3. Click on 'Enroll'
4. Conveniently make payments to people or companies!



Member
FDIC

Online Banking Login:

my.luanasavingsbank.com/login